










DETROIT DIESEL ENGINE TOOLS

KEEPING TRUCKS ON THE ROAD WITH
FASTER PM, INSPECTIONS AND SERVICE

Detroit Diesel engine tools	Tool	Application	Use														
	6492-10 Oil Priming Adapter	Detroit Diesel DD13 and DD15 engines	This adapter allows for proper engine pre-lubing, preventing dry starts after engine service. The adapter installs into the oil priming port in the oil module. For use with the engine oil primer p/n 6492. For use on Detroit Diesel DD13 and DD15 engines. Similar to J-49181.														
	5881 Cam gear alignment fixture	Detroit Diesel Series 60	This tool pulls the cam drive gear hub and thrust plate forward for camshaft and/or thrust plate seal removal and installation. Similar to J-35906 and J-35906-6A.														
	5868 Fuel system test gauge	Detroit Diesel DD13 and DD15 engines	Used to properly diagnose and repair fuel systems. Similar to J-48876.														
	5870 Injector height gauge set	Detroit Diesel Two cycle 53, Two cycle 71, Two cycle 92, Series 60, and DDEC IV Engines.	Injector height gauges are used to properly set injector body height to the injector follower for proper fuel injector timing. Incorrect injector timing can cause engine power issues, poor idle quality and fuel mileage issues.														
	5870-4 shown		<table border="1"> <tr><td>5870-1</td><td>1.460" (37.08 mm)</td></tr> <tr><td>5870-2</td><td>1.484" (37.69 mm)</td></tr> <tr><td>5870-3</td><td>3.078" (78.18 mm)</td></tr> <tr><td>5870-4</td><td>3.102" (78.79 mm)</td></tr> <tr><td>5870-5</td><td>3.161" (80.29 mm)</td></tr> <tr><td>5870-6</td><td>3.199" (81.25 mm)</td></tr> <tr><td>5870-7</td><td>3.232" (82.09 mm)</td></tr> </table>	5870-1	1.460" (37.08 mm)	5870-2	1.484" (37.69 mm)	5870-3	3.078" (78.18 mm)	5870-4	3.102" (78.79 mm)	5870-5	3.161" (80.29 mm)	5870-6	3.199" (81.25 mm)	5870-7	3.232" (82.09 mm)
5870-1	1.460" (37.08 mm)																
5870-2	1.484" (37.69 mm)																
5870-3	3.078" (78.18 mm)																
5870-4	3.102" (78.79 mm)																
5870-5	3.161" (80.29 mm)																
5870-6	3.199" (81.25 mm)																
5870-7	3.232" (82.09 mm)																
	5889 Rocker Arm Shaft Socket	Detroit Diesel Series 60 engines	This deep-well 12mm socket is used to torque the rocker arm nut to OE specification and has a stepped outside diameter for proper clearance and access to the fastener. Features a stepped outside diameter for proper clearance and access to the fastener. Similar to J-44706.														
	5887 Crankshaft Seal and Wear Sleeve	Detroit Diesel Series 60 and two cycle 92 engines	This tool installs the front and rear crankshaft wear sleeves and seals. It eliminates lip flare on the wear sleeve and installs the seal properly. Similar to J-35686-B.														

Detroit Diesel engine tools	Tool	Application	Use
	5869 Fuel System Priming Pump	All	Pressurizes the fuel system after service. Required to bleed air from the system and provide correct fuel pressure. Similar to J-4791
	5869-1 Fuel System Coupler Fitting	Detroit Diesel S60, MBE900, MBE4000	Connects to compu-check quick-connect fitting. Similar to J-47912-QC
	4853 Piston Ring Compressor	All	Universal piston ring compressor fits most piston rings. Adjustable from 2.125" to 5.0" piston rings. Similar to J-8037
	5877 Injector Cup R/I Tool	Detroit Diesel S60, MBE900, MBE4000	Two-tool set for screw-in stainless steel cups. Eases removal and installation of injector cups. Similar to J-46904 and J-48824
	5879 Poppet Disassembly Tool	Detroit Diesel engines	Aids disassembly of poppet valves with 2-prong spanner style end. Similar to J-36452-B
	5884 Cam Gear Retaining Tool	Detroit Diesel S60	Holds cam gear during cam gear bolt R&I. Secures to gear case with access cover bolts. Similar to J-35652-B
	5886 Fuel Injector Torque Adapter	Detroit Diesel DD13 and DD15	Eases R&I of injector feed tubes. Unique design for clearance on injector tube nuts and can be used to properly torque injector tubes during installation. Similar to J-48770
	5883 Crankshaft Alignment Tool	Detroit Diesel S60	Places No. 1 cylinder at TDC during camshaft timing inspection and service. Ensures crankshaft is aligned properly. Similar to J-45947
	5883-1 Crankshaft Alignment Tool	Detroit Diesel S60	Replacement tip for 5883 crankshaft alignment tool.
	5875 Cylinder Liner Remover	Detroit Diesel S60 12.7L with EGR; MTU S2000	Expands in the cylinder to pull liners from 5.0" to 5.75" inner diameter. Uses thrust bearings on expander and bridge nuts for friction-free operation. Similar to J-45876
	5874 Cylinder Liner Installer	Detroit Diesel S60	Drive screw and plate forces cylinder liner into correct position. Attaches to engine with three cylinder head bolts. Similar to J-35597-A
	5882 Cam Gear Alignment Tool	Detroit Diesel S60	Properly aligns the cam gear during camshaft assembly installation. Special pin fits into the cam timing hole for correct alignment. Similar to J-45946
	5872 Compression Gauge	Detroit Diesel S60I two cycle 53, 71, 92 and 149	Heavy-duty compression gauge with push-button release valve and quick-connect coupler. 0-1150 psi and 0-8000 kPa range. Similar to J-6692-B
	5876 Injector Remover	Detroit Diesel S60	Removes seated injectors correctly. Thrust bearing under puller nut ensures smooth operation and removal. Similar to J-47372